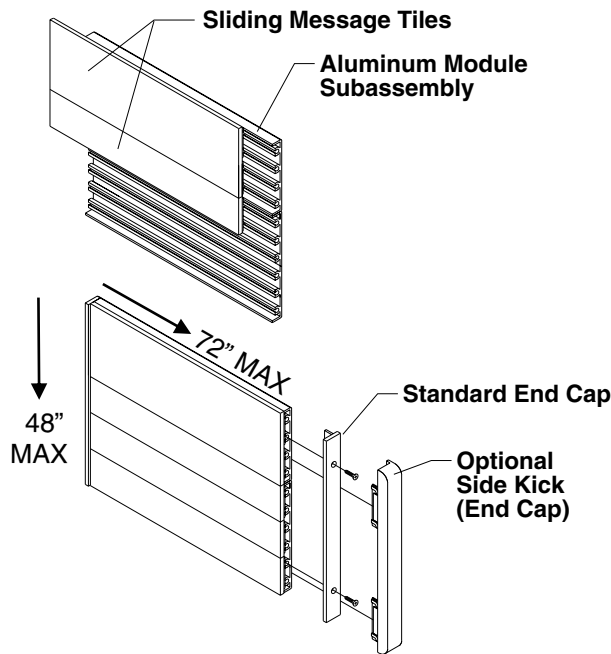


OUTSERT SIGNAGE SPECIFICATIONS SHEET



General Specifications

All components of the Appenix Outsert Signage system shall be manufactured to the highest quality standards and quality of workmanship within the industry.

The sign system shall be capable of being arranged in a variety of message tile configurations and shall have the ability to easily change with the needs of the end user.

The sign sizes shall vary in width from 1" to 72" and shall vary in height in 1" increments. The sign system shall be capable of having message tiles on one or both sides of the sign.

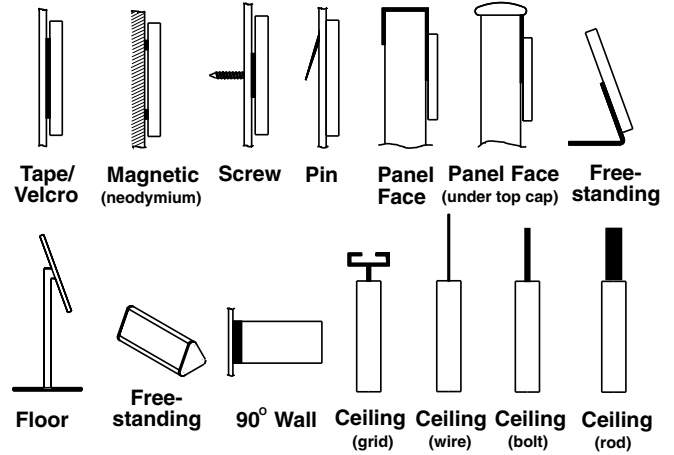
Sign assemblies shall consist of an aluminum module subassembly which is the base structure of the sign. The module subassembly shall be designed and constructed as to accept slide-in or snap-in message tiles in various sizes and shapes that are interchangeable anywhere within the face surface of the sign or any other sign using the same design and construction.

The message tiles shall have either a fine matte surface for applied letters, numbers or symbols or a non-glare surface with letters, numbers or symbols on the back side as seen through the tile. The message tiles shall be capable of printed paper inserts with a protective lens starting at 1", 1½", 2" and 3" and in any ½" incremental size thereafter.

The sides of the module subassembly shall be enclosed with extruded aluminum end caps using screws, slide-on clips or locking clips. The end caps shall be interchangeable to either side of the sign or to any other sign of equal height.

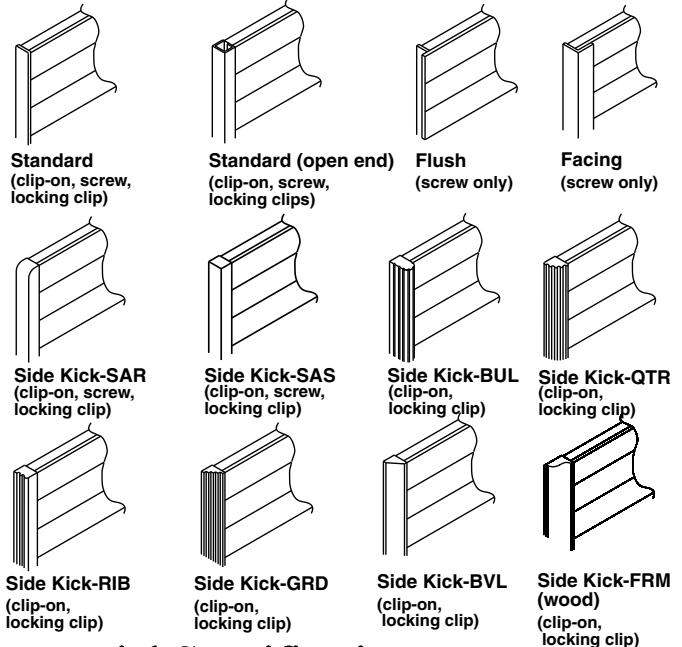
The signage system shall provide a variety of mounting options including and not limited to: pressure-sensitive mounting tape, (concealed) screws, magnetic, velcro, pin device for fabric surfaces, system panel brackets, 90 degree wall projection, freestanding, ceiling grid brackets /bolts/rods or ceiling cable and floor stand.

Mounting Options



End Caps

Extruded aluminum 6063 alloy T-5 temper. Attachment: #3 flat head phillips drive machine screw or .022 spring steel clip silver zinc oxide plated.



Material Specifications

Aluminum module subassembly - .050 thick 6063-T5 extruded aluminum modules etched and clear anodized secured to a .032 thick 6061-T6 backer plate.


Standard Message tiles - .118 fine matte acrylic with an acrylic lacquer finish on back surface or 6063-T5 extruded aluminum. Extruded aluminum tiles shall be capable of accepting wood, fabric, vinyl, aluminum insert laminations or paper inserts with lens. Second & Subsurface - non-glare, non-distorting acrylic face surface.

End Caps - 6063-T5 extruded aluminum etched and clear anodized or an acrylic lacquer finish. Optional: solid wood end caps shall have a clear lacquer finish.

P.V.C. Vinyl lettering - premium grade 7 year outdoor-rated cast vinyl.

OUTSERT SIGNAGE

Outsert Message Tile Options




VINYL LETTER
(standard)




DIMENSIONAL
1/32" raised (embedded)
letters




TACTILE
braille & 1/32" raised
(embedded) letters



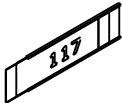
SUBSURFACE
printed image on back side
of non-glare acrylic



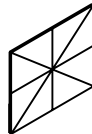
SECOND SURFACE
vinyl image on back side
of acrylic




PAPER INSERT (high profile)
Sliding lens
4" - 18"h




PAPER INSERT OR SECOND SURFACE WINDOW
clear or opaque sliding lens,
lens thickness 1/16" to 1/4"
1" - 18"h



MOSIAC TILE
colored acrylic pieces
that form the face surface



SECOND SURFACE INSERT
vinyl image on back side, in
aluminum carrier



GRAPHIC INSERT (magnetic lens)
Lens hinges at the bottom and is held
at the top with neodymium magnetics
4" - 18"h

Outsert signs shall consist of one or a combination of the following types of 1/8" thick message tiles:

Vinyl Lettering: Fine matte acrylic, aluminum or wood laminate with first surface applied High Performance Cast PVC Vinyl Copy.

Dimensional: 1/8" thick matte acrylic letters embedded into 3/32" matte surface acrylic face plate. Letters and background color of face plate painted with acrylic lacquer on the second surface.

Tactile: Includes dimensional letters as described above and 1/32" high clear acrylic, perfectly round Grade 2 Braille bead message translation.

Subsurface: 7 mil bright white gloss photo paper bonded to second surface .093 non-glare, non-distorting acrylic tiles with optically clear, pressure sensitive acrylic mounting adhesive. UV and Dye ink compatible.

Second Surface: 2 mil high performance vinyl adhered to second surface .093 non-glare, non-distorting acrylic tiles. Back-ground color of face plate painted on the second surface.

Paper Insert:

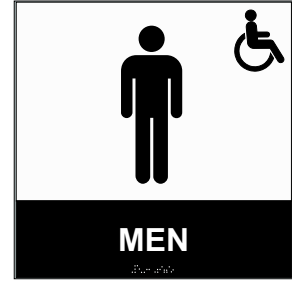
1"-3" high - 6063-T5 extruded aluminum channel with .010 polycarbonate lens. OPTIONAL: lettering on second surface provided as clear or opaque (painted)

4"+ high - 6063-T5 extruded aluminum lens retainer with .060, .125 or .250 clear polycarbonate/acrylic lens. Sliding or magnetic access.

Standard ADA Signs (A-Series)



Size 9" x 6"



Size 9" x 9"

Aluminum Module Subassembly: .050 thick 6063-T5 extruded aluminum modules etched and clear anodized secured to a .032 thick 6061-T6 backer plate.

Letters and Symbol(s): 1/8" thick matte acrylic letters embedded into 3/32" matte surface acrylic face plate (total letter raised 1/32"). Letters and background color of face plate painted with acrylic lacquer second surface. Tile thickness 1/8".

Letterform shall be Helvetica or other sans serif or simple serif letterforms.

All letters and symbols contrast with their background.
2 1/2" bottom tile: light letters on a dark background.
6 1/2" top tile: dark symbol on a light background.

Braille: 1/32" high clear acrylic, perfectly round Grade 2 Braille bead translation of message.

End Caps: 6063-T5 extruded aluminum etched and clear anodized or painted an acrylic lacquer finish.

Signs shall be mounted using pressure-sensitive mounting tape or concealed holes and screws with anchors (both shall be provided by manufacturer). Signs shall be mounted 60" from the floor to the center of the sign on the latch side of the door. Minimum distance from the door frame to the sign should be 1". Installer/user assumes responsibility for suitable installation of the signs.

Warranty

Standard commercial warranty on all products with an extended warranty on Outsert Tactile Tile Signs covered in a separate document.

All prices FOB Origin

Web: www.appenx.com

E-mail: appenx@appenx.com